

research
8020'

ESOMAR²²
Corporate

• find • understand • connect •

KENYA PRESIDENTIAL OPINION POLL

Research Report

3rd August 2022

Copyright © 2022 Research 8020 Limited. All Rights Reserved

Introduction

- ❖ Opinion Polls are a **scientific nonbiased surveys** designed to measure the public's views on topics that directly touch on them
- ❖ Opinion Polls play an important role in politics. They are used throughout the course of the election campaigns by the candidates and the media to **model the political strategies** and determine where the candidate's **efforts should be concentrated** until the close of the campaigns
- ❖ In the upcoming elections, opinion polls shall be instrumental in assessing the voter attitudes and preferences for candidates as well as generating **issue based agenda** that will **shape the campaign battleground**
- ❖ This document contains results for a self-funded opinion poll conducted between 10th July – 31st July 2022

Research Objectives

The study shall address the following:

- National Party Preference
- Preferred presidential Candidate - countrywide
- Preferred Presidential Candidate by Counties

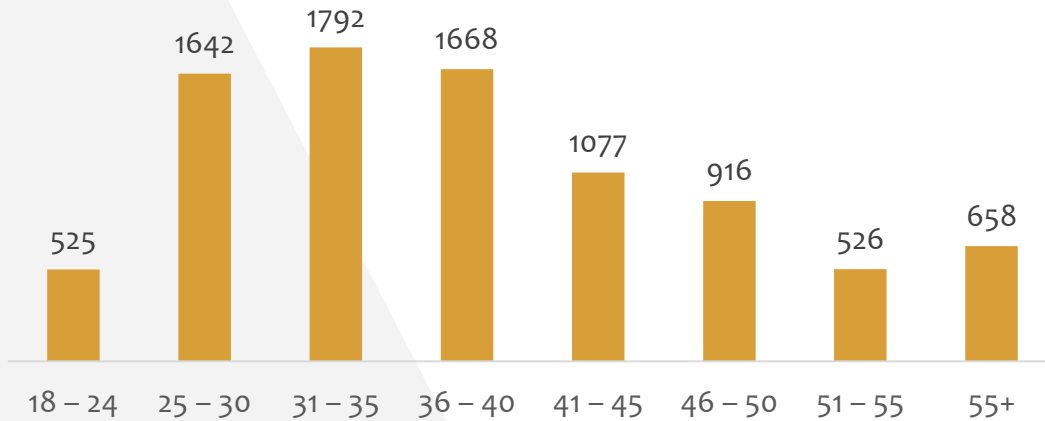
Research Design Summary

ACTIVITY	National Opinion Poll
APPROACH	Quantitative
DATA COLLECTION	Computer Assisted Telephonic Interviews
TARGET	Kenya residents 18+ years
SAMPLE	n=8,804
DATA COLLECTION DATES	10 th July to 31 st July 2022
RESEARCH FUNDING	Self funded
COVERAGE	All counties
MARGIN OF ERROR	+/-1.04% 95% Confidence Level
ESTIMATED VOTER TURNOUT	75% of 22,102,532* n=16,650,356

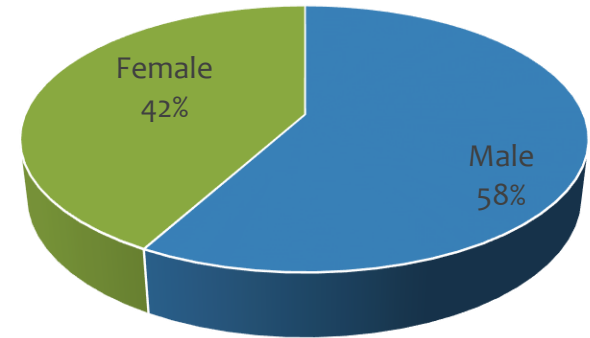
*SOURCE: IEBC Website

Respondent Profile

AGE



GENDER

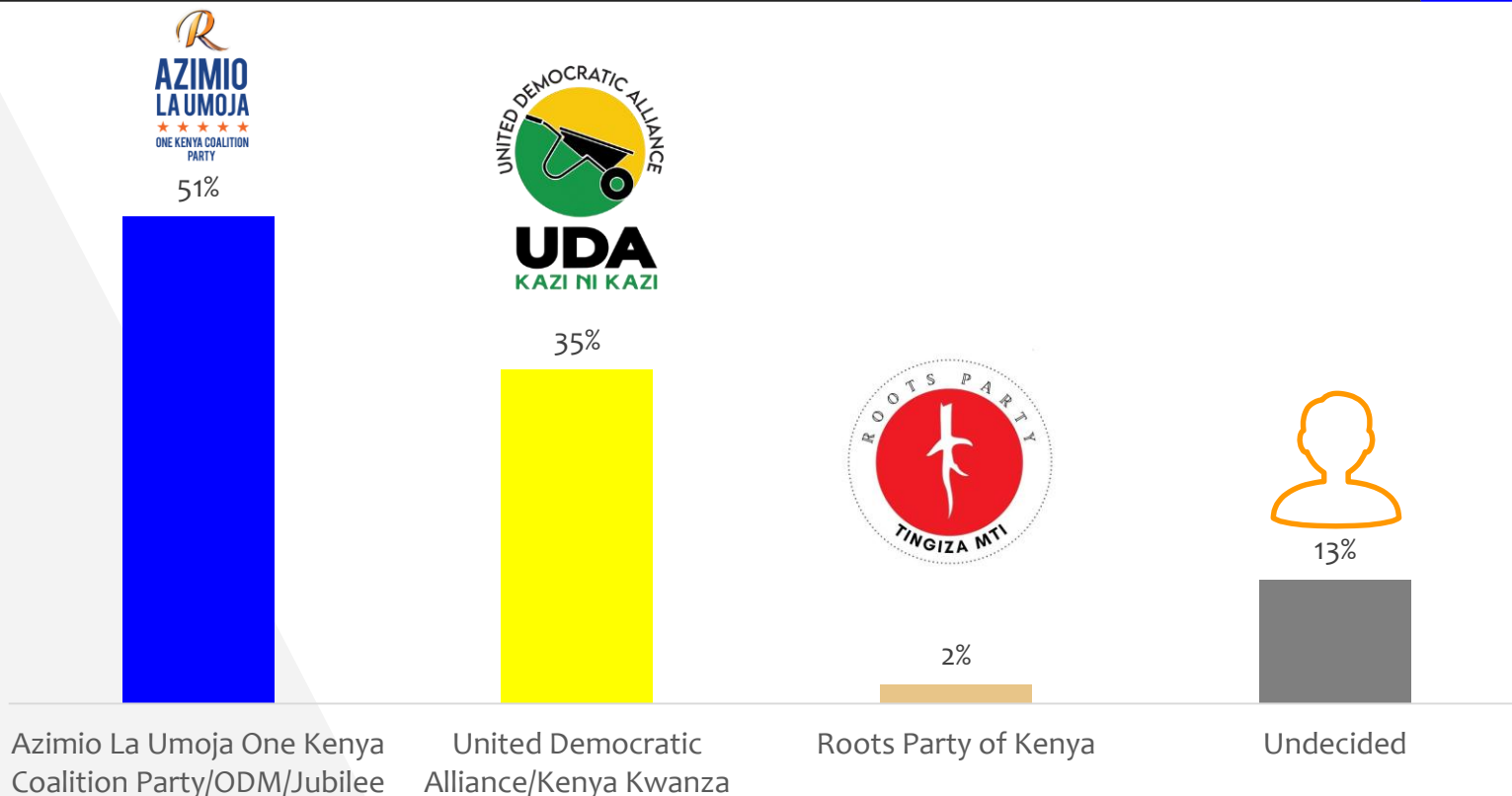


FINDINGS

National Preference

Political Party Preference Countrywide

n=8,804



Presidential Candidate Preference


n=8,804




9,488,758 (57%)



Raïla Odinga/Martha
Karua



6,713,297 (40.3%)



William Ruto/Rigathi
Gachagua



421,801 (2.5%)



George Wajackoyah/Justina
Wangui



26,502 (0.2%)

David Mwaure/Ruth Wambui

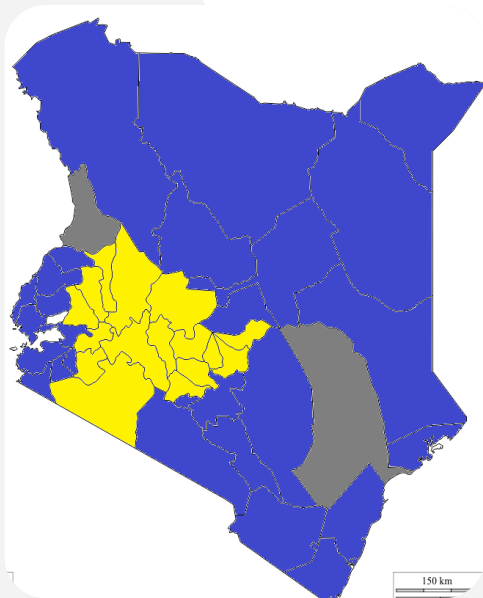
Estimated Turnout at 75%

16,650,356

We project a first round win for Raïla Odinga with a 2.5 million gap between himself and closest rival, Dr William Ruto

Preference By Counties

n=8,804



COUNTIES WHERE RAILA ODINGA IS LEADING

SIAYA 95%	MACHAKOS 73%	NAIROBI 59%
HOMABAY 94%	WAJIR 72%	LAMU 57%
KISUMU 92%	NYAMIRA 71%	GARISSA 57%
MIGORI 91%	TURKANA 69%	BUNGOMA 56%
BUSIA 82%	MOMBASA 69%	ISIOLO 55%
TAITATAVETA 78%	MANDERA 69%	TRANS NZOIA 54%
MAKUENI 76%	KWALE 65%	KAJIADO 53%
KITUI 75%	MARSABIT 64%	MERU 52%
KISII 75%	KILIFI 63%	
KAKAMEGA 74%	SAMBURU 61%	

COUNTIES WHERE WILLIAM RUTO IS LEADING

ELGEYOMARAKWET 90%	KIAMBU 65%	BARINGO 55%
NANDI 87%	LAIKIPIA 64%	KIRINYAGA 55%
BOMET 82%	NYANDARUA 63%	NAROK 53%
NYERI 72%	THARAKA NITHI 62%	EMBU 49%
KERICHO 68%	UASIN GISHU 59%	
MURANGA 66%	NAKURU 55%	

Raila Odinga has the lead in 29 counties against Ruto's 17 Counties.

POPULARITY BY COUNTY

Presidential Results

001. Mombasa County

Registered
Voters
641,913



69%



Raila Odinga



28%



William Ruto



3%



George Wajackoyah

Raila Odinga is still in the lead in Mombasa, however William Ruto has chipped away a significant portion of the votes in the region

002. Kwale County

Registered
Voters
328,253



65%



Raila Odinga



34%



William Ruto



1%


George Wajackoyah

003. Kilifi County

Registered
Voters
588,602



63%



Raila Odinga



35%



William Ruto



2%

George Wajackoyah


Raila Odinga still in the lead, though William Ruto has managed to acquire more votes than in 2017 i.e. 35% against 15% in 2017

005. Lamu County

Registered
Voters
81,453



57%



Raila Odinga



39%



William Ruto



4%



George Wajackoyah

006. Taita Taveta County

Registered
Voters
181,827




78%



Raila Odinga



20%



William Ruto



2%

George Wajackoyah


Taita Taveta is a stronghold for Raila and remains as such

007. Garissa County

Registered
Voters
201,473



57%



Raila Odinga



42%



William Ruto



1%


George Wajackoyah

008. Wajir County

Registered
Voters
207,758



72%



Raila Odinga



25%



William Ruto



3%

George Wajackoyah


Wajir has opted to support Raila Odinga's bid

009. Mandera County

Registered
Voters
217,030




69%



Raila Odinga



29%



William Ruto



2%

George Wajackoyah

Raila Odinga also holding a wide lead in Mandera

010. Marsabit County

Registered
Voters
166,912



64%



Raila Odinga



36%



William Ruto


Raila Odinga also a favorite in Marsabit

011. Isiolo County

Registered
Voters
89,504



55%



Raila Odinga



43%



William Ruto



1%

George Wajackoyah


Raila Odinga has a slim lead in Isiolo County

012. Meru County

Registered
Voters
772,139



52%



Raila Odinga



46%



William Ruto



2%


George Wajackoyah

013. Tharaka-Nithi County

Registered
Voters
231,932




62%



William Ruto



36%



Raila Odinga



2%

George Wajackoyah


Tharaka Nithi have gravitated towards William Ruto

014. Embu County

Registered
Voters
334,302



49%



William Ruto



47%



Raila Odinga



3%



George Wajackoyah



1%

David Mwaure


William Ruto also having a narrow lead in Embu

015. Kitui County

Registered
Voters
532,758



75%



Raila Odinga



23%



William Ruto



2%

George Wajackoyah

Raila a clear favourite in Kitui

016. Machakos County

Registered
Voters
687,565



73%



Raila Odinga



24%



William Ruto



3%



George Wajackoyah

Raila Odinga also leads in Machakos County

017. Makueni County

Registered
Voters
479,401



76%



Raila Odinga



23%



William Ruto



1%

George Wajackoyah


Eastern region proving to be a stronghold for Raila

018. Nyandarua County

Registered
Voters
361,165



63%



William Ruto



34%



Raila Odinga




2%



George Wajackoyah



2%



David Mwaure


Nyandarua opt for William Ruto. David Mwaure also has some support here

019. Nyeri County

Registered
Voters
481,632



72%



William Ruto



27%



Raila Odinga



1%

George Wajackoyah

020. Kirinyaga County

Registered
Voters
376,001



55%



William Ruto



44%



Raila Odinga



1%

George Wajackoyah


William Ruto had a 11 point advantage in Kirinyaga

021. Muranga County

Registered
Voters
620,929



66%



William Ruto



33%



Raila Odinga



1%

George Wajackoyah


William Ruto had double the support of Raila Odinga in Muranga

022. Kiambu County

Registered
Voters
1,275,008



65%



William Ruto



32%



Raila Odinga



2%

George Wajackoyah


William Ruto with double the support in Kiambu

023. Turkana County

Registered
Voters
232,528



69%



Raila Odinga



30%



William Ruto



1%

George Wajackoyah

Turkana which is traditionally Raila's stronghold still maintaining him as the preferred candidate

025. Samburu County

Registered
Voters
100,014



61%



Raila Odinga



37%



William Ruto



1%

George Wajackoyah

Samburu this time skewed towards Raila Odinga

026. Trans Nzoia County

Registered
Voters
398,981



54%



Raila Odinga



45%



William Ruto



1%

George Wajackoyah


Raila Leads in Trans Nzoia. Numbers similar to what was achieved in 2017

027. Uasin Gishu County

Registered
Voters
506,138



59%



William Ruto



38%



Raila Odinga



1%


George Wajackoyah

028. Elgeyo/Marakwet County

Registered
Voters
213,884



90%



William Ruto



9%



Raila Odinga



1%

George Wajackoyah


Elgeyp/Marakwet is a clear stronghold for William Ruto

029. Nandi County

Registered
Voters
406,288



87%



William Ruto



12%



Raila Odinga



1%

George Wajackoyah

Nandi a clear stronghold for William Ruto

030. Baringo County

Registered
Voters
281,053



55%



William Ruto



44%



Raila Odinga



0%

George Wajackoyah

031. Laikipia County

Registered
Voters
263,012



62%



William Ruto



31%



Raila Odinga



2%



George Wajackoyah


William Ruto is most popular in Laikipia County

032. Nakuru County

Registered
Voters
1,054,856



55%



William Ruto



42%



Raila Odinga



2%

George Wajackoyah

033. Narok County

Registered
Voters
398,784



53%



William Ruto



46%



Raila Odinga



1%

George Wajackoyah


Narok County skewed towards William Ruto though the lead is very thin

034. Kajiado County

Registered
Voters
463,273



53%



Raila Odinga



43%



William Ruto



3%



George Wajackoyah


Raila has a 10 point lead over Ruto in Kajiado

035. Kericho County

Registered
Voters
428,067



68%



William Ruto



29%



Raila Odinga



3%



George Wajackoyah


Kericho a stronghold for William Ruto

036. Bomet County

Registered
Voters
376,985



82%



William Ruto



16%



Raila Odinga



2%

George Wajackoyah


Bomet another stronghold for William Ruto

037. Kakamega County

Registered
Voters
844,551



74%



Raila Odinga



23%



William Ruto



3%



George Wajackoyah

038. Vihiga County

Registered
Voters
310,043



60%



Raila Odinga



37%



William Ruto



3%



George Wajackoyah

Though Raila has the lead in Vihiga, Ruto has significant support at 37% - this is 4 times what they achieved in 2017

039. Bungoma County

Registered
Voters
646,598



57%



Raila Odinga



41%



William Ruto



3%

George Wajackoyah

Raila is more preferred in Bungoma

040. Busia County

Registered
Voters
416,756



82%



Raila Odinga



16%



William Ruto

Busia is a Raila Odinga stronghold



2%



George Wajackoyah

041. Siaya County

Registered
Voters
533,595



95%



Raila Odinga



2%



William Ruto



2%



George Wajackoyah

Almost universal acceptance of Raila in Siaya

042. Kisumu County

Registered
Voters
606,754



91%



Raila Odinga



5%



William Ruto



3%



George Wajackoyah



1%

David Mwaure

Also very high support for Raila in Kisumu. David Mwaure also has a small following here

043. Homa Bay County

Registered
Voters
551,071



94%



Raila Odinga



4%



William Ruto



2%



George Wajackoyah


Near universal support for Raila in Homa Bay.

044. Migori County

Registered
Voters
469,019



92%



Raila Odinga



5%



William Ruto



2%



George Wajackoyah

Migori is also a clear stronghold for Raila

045. Kisii County

Registered
Voters
637,010



75%



Raila Odinga



25%




William Ruto

o46. Nyamira County

Registered
Voters
323,283



71%



Raila Odinga



26%



William Ruto



3%



George Wajackoyah


Nyamira are also in support of Raila Odinga

047. Nairobi County

Registered
Voters
2,415,310




59%



Raila Odinga



34%



William Ruto



7%



George Wajackoyah

SUMMARY

▶ **Raila Odinga**

- ▶ Is predicted to win the upcoming election
- ▶ This win could be predicated on garnering majority votes from his traditional strongholds(Western, Nyanza, North Eastern and Coast) and in addition acquiring an average 30% in Central/Mount Kenya counties where he historically gets less than 2% votes
- ▶ Raila is more popular among voters 31 years and above (31+ years), with a slight skew for men
- ▶ Eastern Region is also voting overwhelmingly for Raila – thanks to the support from leaders from that region

▶ **William Ruto**

- ▶ Has managed to win over majority vote in Central Kenya/Mount Kenya in addition to his traditional strongholds in the Rift Valley Region
- ▶ Ruto is most popular among 18-30 year olds, both gender

▶ **George Wajackoyah**

- ▶ Has managed to sensationalize the youth, with majority of his support coming from 18-30 year olds
- ▶ He is most popular in Nairobi and this has chipped away William Ruto's support in this vote rich county.
- ▶ He also enjoys support in every county with the top ones being – Nairobi, Kiambu, Kakamega, Nakuru, Kisumu and Mombasa in that order

▶ **David Mwaure**

- ▶ Appears in only 9 counties with an average support of about 2,700 votes in each
- ▶ He is most popular in the following counties – Nairobi, Kisumu, Nyandarua, Nakuru, Siaya, Meru, Uasin Gishu, Embu in that order

ABOUT RESEARCH 8020 LIMITED

Research 8020 Limited

- ▶ Research 8020 is a progressive digital age Pan-African consumer research and social research company that helps organizations gather insights needed for innovation and growth of their products & services.
- Our solutions help you understand your customer and stakeholders, identify new opportunities, plan for economic and industrial shifts as well as monitor your competition.
- We use the best techniques available to ensure that the survey adds value to your organization
- Our solutions are fully optimized to ensure we are able to deliver quality results, in record timelines and affordably

Certification



**National Commission for Science,
Technology and Innovation**

Certification

ESOMAR
Corporate

Certificate of Membership

We hereby confirm that

RESEARCH 8020 LIMITED

is a Corporate member of ESOMAR, the global voice of the data, research and insights community.

RESEARCH 8020 LIMITED

KENYA

JOIN DATE: SEPTEMBER 2021

VALID UNTIL: SEPTEMBER 2022

ESOMAR membership reflects commitment to the highest standards of professional practice as enshrined in the ICC/ESOMAR Code on Market, Opinion and Social Research and Data Analytics, and ESOMAR World Research Guidelines. Within the industry it is a promise to uphold the highest level of professional conduct and to implement best practices that support effective decision-making.

All ESOMAR corporate members are listed in the corporate members' search at www.esomar.org

ESOMAR is the world organization for enabling better research
into markets, consumers, and societies.

Kristin Luck

Sincerely,
Kristin Luck
ESOMAR President



PUBLIC OF KENYA

fNo: 299139

RESEARCH LICENSE

is to Certify that Research 8020 Limited, has been licensed to conduct research in Baringo, Bomet, Bungoma, Busia, Elgeyo-arakwet, Embu, Garissa, Homabay, Isiolo, Kiambu, Kakamega, Kericho, Kiambu, Kilifi, Kirinyaga, Kisii, Kisumu, Kitui, Kwale, Lamu, Machakos, Malindi, Mandera, Marsabit, Meru, Migori, Mombasa, Muranga, Nairobi, Nakuru, Nandi, Narok, Nyamira, Nyandarua, Nyeri, Samburu, Siaya, Taita-Taveta, Tanariver, Tharaka-Nithi, Transnzoia, Turkana, Uasin-Gishu, Vihiga, Wajir, Westpokit on the topic: Market and Social research for the period ending : 26/April/2023.

License No: NACOSTI/P/22/17002

299139

Applicant Identification Number



NATIONAL COMMISSION FOR
SCIENCE, TECHNOLOGY & INNOVATION

Date of Issue: 26/April/2022

Walter Wanjau

Director General
NATIONAL COMMISSION FOR
SCIENCE, TECHNOLOGY &
INNOVATION

Verification QR Code



NOTE: This is a computer generated License. To verify the authenticity of this document,
Scan the QR Code using QR scanner application.

CERTIFICATE
OF MEMBERSHIP



Individual Member

THANKS!



RESEARCH 8020 LIMITED

14 Dik-dik Gardens, Mandera Road
Kileleshwa
Nairobi, Kenya.
+254 7 8020 8020, +254 7 8020 8021

ask@research8020.com | www.research8020.com



@ Research8020



@ Research8020



@ Research8020

